








<p>4</p>	<ul style="list-style-type: none"> • Add numbers with up to 4 digits using mental strategies and the formal written methods (columnar addition) • Add numbers with 2 decimal places, using formal written methods (columnar addition) 	<ul style="list-style-type: none"> • Subtract numbers with up to 4 digits using mental strategies and the formal written methods (columnar subtraction) • Subtract numbers with 2 decimal places, using formal written methods (columnar subtraction) 	<ul style="list-style-type: none"> • Recall multiplication facts for multiplication tables up to 12 x 12. • Multiply two-digit and three-digit numbers by a one-digit number using formal written layout e.g. 84×6, 216×4 • Multiply three-digit numbers with 1 decimal place by a one-digit number using formal written layout e.g. 134.5×7 	<ul style="list-style-type: none"> • Recall division facts for multiplication tables up to 12 x 12. • Divide numbers up to 3 digits by a 1 digit number using the formal written method (no remainders)
	<p>Addition of numbers with up to four digits: Refer to the Year 3 place value counters videos.</p> <p><i>(Column method)</i> four digit + four digit</p>  <p>four digit + three digit</p> 	<p>Subtraction of numbers with up to four digits Refer to the Year 3 place value counters videos.</p> <p>four digit – four digit</p>  <p>four digit – three digit</p>  <p>Using 0 as a place holder</p> 	<p>Recall and use multiplication facts for the multiplication tables up to 12 x 12. Refer to the Year 3 counters videos.</p> <p>Multiplication of two and three digit numbers by a one-digit number</p> $216 \times 4 = 864$ <p><i>(Place value counters)</i></p>  <p>Refer to the calculation policy for progression steps.</p>	<p>Recall and use division facts for the multiplication tables up to 12 x 12. Refer to the Year 3 counters videos.</p> <p>Divide numbers with up to three-digit by a one-digit number</p> $976 \div 8 = 122$ <p><i>(Numicon)</i></p>  <p>Refer to the calculation policy for progression steps.</p>


Using 0 as a place holder



Numbers with 1 decimal place



Numbers with 2 decimal places



**Use partitioning methods to support understanding of columnar addition where appropriate.*


Method 1



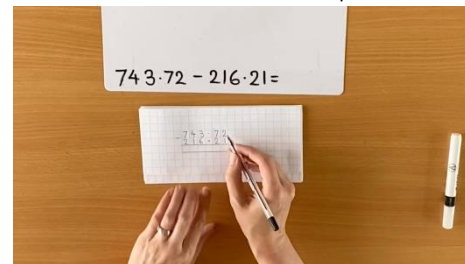
Method 2



Numbers with 1 decimal place



Numbers with 2 decimal places



**Use partitioning methods to support understanding of columnar subtraction where appropriate.*